



THE BETTER ALTERNATIVE



MODELS 2023

ALCOVES | SEMI-INTEGRATED

AHORN CAMP MODELS 2023



OUR RECIPE FOR SUCCESS

Whether newcomer or experienced camper – our vehicles are not only particularly safe, thanks to the Renault Master chassis, but also beginner-friendly.

We are not only happy to accompany you on the way to your own motorhome, but also guarantee that we will be there for you after the purchase – thanks to our large service network.

We offer the best possible support for issues such as upgrading or maintaining

your vehicle. As a family-run company, we have been working for and with our passion for travel since 1991. We always have our finger on the pulse of the time and are growing rapidly and significantly on the German market. This confirms our entrepreneurial understanding and our visions for the future.

At Ahorn Camp, modernity meets tradition – high quality and safety standards meet Italian design. This characteristics have proven themselves and are reflected

in our motorhomes. We hope you enjoy discovering our model motorhomes from year 2023.



Alexander Reichmann
Alexander Reichmann and team



Our base vehicle – the Renault Master



All our models have state-of-the-art engines with Euro VI-D and AdBlue technology as standard, making them particularly low emission. The high-performance diesel engines with Twin-Turbo technology are also very economical.

Ahorn Camp has been building exclusively on Renault since 2014 and has developed a close partnership with the French car manufacturer.

Customers can obtain advice from over 30 Renault partners across Germany. So, our trained teams on site are not only experienced in the field of motorhomes, they are also very familiar with the vehicle technology of

the base vehicle. Through a nationwide network of service centres, all vehicles can also be easily and quickly serviced by local Renault workshops.

All our motorhomes are built on the very reliable Renault Master base vehicle and have excellent breakdown statistics. Apart from having a striking, timeless design, the Renault Master scores well with low fuel

consumption figures and a durable cab interior. That makes the Renault Master a solid foundation of performance and efficiency for our motorhomes.

Renault Master

2,3 l diesel engine

145 HP Twin-Turbo

165 HP Twin-Turbo

MORE THAN AN EVOLUTION, A REVOLUTION!

With bold style, LED daytime running lights and vertical front end, the MASTER showcases its robust and modern design. The modern dashboard, the wide range of equipment and the driver assistance systems make everyday life easier. In addition, you benefit from the latest engine series.



- Powerful twin-turbo engines with high torque
- Automatic start & stop
- Low consumption values
- Optional equipment highlights available
- Multiple DEKRA long-term test winner
- Rapid breakdown and accident assistance through the Renault Assistance service network
- Short braking distance



OVERVIEW

MODELS 2022/23



CAMP

ALCOVES & SEMI-INTEGRATED



CAMP A 595

L: 5,99 M

4 5 Convertible dinette



PAGE 8



CAMP A 690

L: 6,98 M

4 5 Convertible dinette



PAGE 9



CAMP T 590

L: 5,99 M

4 3 (4)* Convertible dinette



PAGE 10

CANADA

ALCOVES



CANADA AD

L: 7,32 M

6 6 Convertible dinette



PAGE 18



CANADA AE

L: 7,48 M

5 5 Convertible dinette



PAGE 19



CANADA AS

L: 7,48 M

6 7 Convertible dinette



PAGE 20

*with optional folddown bed



ALASKA TE

L: 7,48 M

4 2 (4)*



ALASKA TD

L: 7,48 M

4 2 (4)*



ALASKA TQ

L: 7,48 M

4 2 (4)*



PAGE 30



PAGE 31



PAGE 31



CAMP T 640

L: 6,48 M

4 2 (4)* Convertible dinette



PAGE 11



CAMP T 660

L: 6,60 M

6 4 (6)* Convertible dinette



PAGE 12



CAMP T 690

L: 6,99 M

4 3 (4)* Convertible dinette



PAGE 13

SEMI-INTEGRATED



CANADA TQ

L: 7,48 M

5 3 (5)* Convertible dinette



PAGE 21



CANADA TF

L: 7,48 M

4 2 (4)*



PAGE 22



CANADA TU

L: 6,97 M

4 2 (4)*



PAGE 23



CANADA TE

L: 7,48 M

5 3 (5)* Convertible dinette



PAGE 24

*with optional folddown bed

AHORN CAMP SERIES

The Ahorn Camp series impresses with its compact length and timeless design. At less than seven meters, the models are manoeuvrable and easy to control. Nevertheless, there is enough storage space available thanks to the well thought-out room concept. The vehicle can thus offer its passengers sufficient comfort.

The technical components from brand manufacturers such as Polyvision frame windows, GRP floors, Thetford cassette toilets, Truma gas heating and Heki skylights enable carefree travel. All refrigerators also automatically select the approp-

riate supply source. Both the LED lighting and the marble look of the worktop and table complete the elegant interior. The mostly swiveling driver's seats create even more space at the dining table and can be locked back in place in just a few simple steps. All models in the series score with fully equipped kitchens that have sufficient storage space for cooking utensils. They also have a rear garage where camping equipment can be conveniently stowed away. The exterior of the camp vehicles shines in elegant arctic white with streamlined, navy blue design elements. A package designed for cold temperatures

from brand manufacturer Truma can also be ordered for travel in winter.

Are you looking for a flexible and manoeuvrable motorhome under seven meters, but don't want to forego your comfort? Then a motorhome from the Camp series is just right for you. The Camp series includes four semi-integrated and two alcove models. Two of the Camp models are even less than six meters long.



**CAMP MODELS
ARE STILL UNDER 7 METERS!**



*Flexibility
meets reliability*

Assets

- High quality veneers
- Fly screens and blinds
- Tile-effect floor
- Soft-close drawers & hinges by Blum
- Integrated bathroom with shower cubicle
- Many LED elements
- Swivel driver's seats in almost all models
- Compact size: 5.99m – 6.99m



ACA 595



Pure sleeping comfort

Our smallest alcove model impresses with an intelligent room concept. Despite the compact dimensions of the vehicle, up to five adults can find a comfortable place to sleep. Since the rear bed is raised, there is additional storage space underneath. Two more people can sleep in the spacious alcove double bed, which, when fol-

ded up, creates an open feeling of space during the day. The fully equipped kitchen is rounded off by an 89 liter refrigerator including a freezer compartment.



ACA 690



Living quality at just under 7 metres

The ACA 690 not only offers a separable sleeping area in the rear, but also creates two additional sleeping places in the alcove. The single beds in the rear area can be converted into a double bed and, with several compartments in the lower area, serve as storage space for luggage or bed linen. The large bathroom

with a separate shower tub, together with the large fresh water tank, offers the opportunity to travel self-sufficiently for a while. A total of up to four people can ride, thanks to the swiveling driver's seats and the sliding table top, there is even space for five people when eating.



ACT 590



4 3 (4)*

*with optional fold-down bed



Well-thought-out spatial concept

At 5.99 meters, the smallest semi-integrated camp model combines all the requirements of a compact and manoeuvrable motorhome with a comfortable interior. The ACT 590 is in no way inferior to the longer models thanks to the many storage options above the cab and in the rear area. The garage also offers some space for camping equipment and sports equipment.

The space-saving bathroom in the rear and the large closet with clothes rail are particularly practical. Getting into the raised bed is made easier by an integrated, fold-out step.



ACT 640



 4
  2 (4)*

*with optional folddown bed

An inviting living area

Thanks to a flexible fold-down bed and rotating driver's seats, the ACT 640 opens up a generous living space. The flexible sleeping area for up to four people, which does not occupy the rear area statically as usual, enables a spacious bathroom with enough space for a separation between the shower and toilet. This also creates space for a large closet, which offers

enough storage space for clothes and other utensils. Due to the optimal room layout, there is no need to make the decision between a manoeuvrable vehicle and a generous feeling of space.



ACT 660



 6  4 (6)*
 *with optional folddown bed



Manoeuvrable space miracle

At under seven meters, the ACT 660 offers everything a camper's heart desires. The inviting 4-seater dinette can be converted into a double bed in just a few simple steps. The dimmable LED elements ensure a pleasant feel-good atmosphere. The French double bed of the compact semi-integrated allows an optimal room layout, so that there is still

enough space for a fully equipped kitchen with a 3-burner hob. The skylights and the optional panorama window flood the room with daylight and fresh air.



ACT 690



Separable private area

The ACT 690 is particularly characterized by its separation between the living and sleeping areas. The two separate single beds can be quickly converted into a spacious double bed and offer space for the whole family. At the same time, a separation between the shower and toilet offers more privacy and enables a comfortable shower experience. There is a

third bed in the dinette, which can be converted into a bed. Thanks to an optional fold-down bed up to four adults can sleep in the ACT 690.

 4  3 (4)*
*with optional fold-down bed





Automatic fridge with freezer compartment



Digital display and control panel



Spacious and lockable soft-close drawers



Comfortable upholstery / Isofix for child seats*

*Optional



High quality mattresses and slatted frames




Polyvision framed windows



Truma CP+ panel digital heating controls



Dometic Heki skylight



Modern bathroom variants depending on layout

*Optional

The Canada Series stands out with its unique beige exterior design. The nut brown and anthracite colored highlights are also reflected in the elegant interior. The interior is durable and high-quality at the same time. The dark tile-look floor is not only easy to clean, but also offers a pleasant feel for walking barefoot. Thanks to the practical room layout, there is no need to do vacationing as a couple, with friends or with the whole family without comfort or privacy. Because in all models, the toilet and shower areas are separated

from each other and in some even spatially. This leads to even more flexibility in the morning routine. Above all, the spacious shower area in the Canada models makes travelers feel at home.

The additional door in the living area creates two rooms in almost all models and thus even more privacy. A package designed for cold temperatures from brand manufacturer Truma can also be ordered for travel in winter.

Do you want to enjoy the self-sufficient freedom of camping together with all

your loved ones without having to forego quality of life? Then one of our Canada models is right for you. As an alcove with single, double or bunk beds or as a semi-integrated vehicle with a single, double or comfortable queen-size bed.

Assets

- Separate shower and toilet areas
- High quality veneers from Tecnoform
- Soft-close drawers & hinges by Blum
- Thetford automatic fridge
- Tile-effect floor
- Convertible dinette depending on layout
- Family-friendly



CANADA MODELS
CONVINCING ROOM CONCEPTS

*Functionality
meets Design*





Cooking pleasure like home

The Canada AD, the alcove model with a double bed, impresses with a large, high-quality kitchenette and plenty of sleeping and seating space. With ample worktop space and plenty of drawers and cupboards for storing kitchen utensils, this kitchen is a home cook's dream. The Canada AD is designed with a dinette conversion for six people. The bed in the rear

is comfortable to lie on and creates space for luggage when being raised. The alcove double bed can be folded up and thus offers an open feeling of space during the day. Shirts and clothes from the living room can be tidied up and carefully stored in an additional closet.



Canada AE



Intelligent room concept with a feel-good factor

Thanks to its sophisticated room design, the alcove model from the Canada series with single beds offers both five sleeping places and sufficient living space. The double alcove bed can be folded up during the day and the dinette only becomes a practical place to sleep in the evening hours. The single beds in the rear of the vehicle can be expanded into a double bed with

additional cushions and are separated from the living area by a door. This creates a quiet retreat during the day and noise can be reduced in the evening. This model is ideal for families who like to spend a camping holiday together and want to feel completely at home.





Full house – everyone finds their place here

Our alcove model with bunk beds offers space for everyone – for the family with children or for the whole group of friends. With up to seven sleeping places, an optimal room layout and a spacious design concept, Canada AS never gets cramped. Only the two bunk beds in the rear area are static. The double alcove bed is folded up during the day, the double and the

single dinette bed give way to the two seating areas. The front door, which is set back, makes the living room even cosier. Safety nets on the bunk and alcove beds allow you to sleep care-free at night.



Canada TQ

*with optional folddown bed



Sleep like royalty

With a queen-size bed in the middle of the bedroom, the Canada TQ turns a camping trip into a luxury holiday. The cozy bed can be easily climbed into from both sides, so that there is still enough space on the right and left for large wardrobes. Shirts, blouses and jackets can be practically hung up in it. To create space in the living room, a bed box under the bed offers

the option of storing bulky items or shoes. The kitchen unit with its high-quality marble look can be operated just like at home thanks to a 3-burner hob with piezo ignition.

5  3 (5)* 





*with optional folddown bed



Candle-light dinner for four

The Canada TF boasts a convivial face-to-face seating area behind the cockpit. The fold-out dinette can be used by two people or by four travelers sitting opposite each other for a meal together. The adjoining kitchen with a large sink and refrigerator is ideal for preparing and following up on dinner. There are two single beds in the rear of the vehicle, which can be converted

into a comfortable double bed at any time with additional cushions. The light wood of the furniture nestles against the lead-grey upholstery and, together with the large skylights, creates a light-flooded, bright room.



Canada TU



The lounge in a class of its own

With both the inviting U-shaped seating group and the fold-out dining table in marble look, there are no limits to sociable camping evenings. The spacious cooking area offers plenty of space to stow away kitchen supplies and to conjure up your favorite dishes. The TU offers a total of 10 seats with the dinette in the front area and the comfortable seating area in the

rear lounge. The comfortable and wide cushions offer a pleasant seating comfort. In the evening, the electrically height-adjustable fold-down bed above the rear lounge serves as a comfortable double bed. An additional double fold-down bed above the front dinette can be ordered as an option.

 4  2 (4)*
*with optional folddown bed





 5
  3 (5)*

*with optional folddown bed



Sleeping space for the whole family

The Canada TE is particularly suitable for families with small children. The comfortable single beds in the rear can be quickly converted into a 2.20 meter wide sleeping area with additional cushions. So the offspring can also find space in the bed. The many storage options above the bed replace the bedside table and ensure a certain feel-good atmosphere with indirect LED

light. Access to the garage is possible from the inside through a small hatch between the beds. The separate bathroom and toilet area is located in front of the sleeping area and is separated from the rest of the living area by a door.



Modern bathroom variants depending on layout



Large kitchen and dining area in the Canada TU



Comfortable upholstery / Isofix for child seats*



Sunroof in the semi-integrated model for a light-flooded ambience*



Door with fly screen



Dometic Heki skylight



Plenty of space in the storage box



Framed windows with fly screen and blackout roller blind from Polyvision



Truma CP+ panel

*Optional



LED lighting and access steps



Soft-close hinges by Blum



Digital display and control panel



USB charging sockets above the dinette and in the reading lamps



Large refrigerator with freezer compartment*



3-burner hob with piezo ignition



High quality mattresses and slatted frame

*Optional

ALASKA SERIES

Our Alaska series meets the highest standards of design and comfort. With the built-in diesel heater and the optional winter package from Webasto, comfortable travel is possible all year round. The elegantly designed interior also leaves nothing to be desired. The bright velor of the upholstery offers both a pleasant feel and a high level of seating comfort. The cream-colored fabric forms an elegant contrast to the chocolate-colored upper cabinets. The embedded LED strips wrap the living room in warm light and can be operated and dimmed with a touch button. Even the smallest details, such as embroidery on the headrests, harmonize perfectly with the rest of the interior. The large bathroom is also stylishly designed and is in no way inferior to a star hotel with a large mirror, plenty of storage space and an extra large shower

head. The separation between the bathroom and the toilet allows for exceptional shower comfort. Both the optional panoramic window and the large skylights allow plenty of fresh air and light into the room. A separate kitchen area with spacious drawers and electric extractor hood perfects the living experience.

Would you like an elegant home on four wheels where you feel comfortable and where you can travel all year round? Then the Alaska model will make your vacation dreams come true. The Alaska series includes three semi-integrated models with a double, single or queen-size bed.

Assets

- Double-locking door
- Webasto winter package
- Spacious bathroom
- Electric extractor hood
- Optional sunroof panorama window
- Soft-close drawers & hinges by Blum
- Dimmable LED ambient lighting



ALASKA MODELS
FIRST-CLASS TRAVEL
ALL YEAR ROUND!



*Elegance meets
travel comfort*





4  2 (4)*

*with optional folddown bed



Feel good all the way

The two longitudinal beds in the rear of the Alaska TE can be expanded to create a comfortable sunbathing area with additional cushions. Two reading lamps provide enough light in the sleeping area and at the same time contain practical USB charging points. The large bathroom and shower are located to

the right and left of the sleeping area. A closable passage door to the living room ensures privacy. Two additional sleeping places can be created with an optional pull-down bed. The Alaska TE combines elegant design and plenty of storage space.



Queen-size bed with luxurious fittings

The large queen-size bed in the Alaska TQ offers travelers a comfortable entry and, thanks to its generous width, a very special sleeping experience. The space next to the bed is used for storage and for two large vertical wardrobes. Shoes and bulky objects can disappear from the

living area under the bed. The dimmable LED lights and the large frame windows always ensure a pleasant lighting ambience.



Comfort with a view

The double bed in the rear of the Alaska TD offers a large sleeping area and can be manually adjusted in height as an option, creating more space in the garage as required. The integrated, permanently installed steps make it easy to get into the bed. The large windows allow you to enjoy the view from the bed from any height. A

fold-down bed above the dinette can be ordered for two more sleeping places. From this, the view can be enjoyed with an optional panorama window.



*with optional folddown bed



ALASKA TQ



*with optional folddown bed



ALASKA TD



Sunroof window for a daylight ambience*



Bed drawer for more space in the Alaska TQ living room




Large refrigerator with freezer compartment*



Cook and enjoy
Kitchen with electric extractor hood

*Optional




Separate shower and toilet areas



High-quality upholstery with velor fabric / Isofix for child seat*

*Optional



Rotating driver's seats in living space design

AHORN CAMP - MERCHANDISE



Ahorn Camp bedding with living room design



Beach bag / bath towel / cap and much more



Tuscan Ahorn Camp wine and sparkling wine



The 'Ahörnchen' – Mascot of Ahorn Camp



Shop online and discover more at:
ahorn-camp.de/merchandise-shop



INDEPENDENT PACKAGE

For even more freedom on your travels. With the Ahorn Camp self-sufficiency package, you are not dependent on camping or parking spaces. Experience self-determined travel on a new level and travel self-sufficient!

- ✓ **Charging booster**
- ✓ **110 watt solar system**
- ✓ **Second auxiliary battery AMG**
- ✓ **2000 watt sine wave inverter incl. NVS**

CAR MEDIA SYSTEM

With a 10.1-inch, rotatable display, the ESX Smart Naviceiver VN1061-MA-4G allows you to operate it with ease. State-of-the-art equipment, such as an Android operating system, mobile Internet or Media Connect for your smartphone, offers you the appropriate infotainment for your next big trip!




AIR CONDITIONING TRUMA

Can be retrofitted at any time: Aventa Comfort roof air conditioner with integrated heat pump. Optimal air distribution supplies the entire interior with pleasant freshness or warmth. With the practical remote control, you can both regulate the temperature and control the dimmable LED ambient lighting.

16 INCH ALLOY RIMS

Reach your destination safely and in style with the right rims. Our Borbet 16-inch alloy wheels are available in glossy anthracite or matt black. Attractive design meets high quality. The Ahorn Camp logo is an eye-catcher and rounds off the look of the rims individually. Sporty, modern, valuable.



SMARTWIDE LED TV

Are you ready for relaxed evenings in your mobile home? The smart TV from ALDEN scores with full HD resolution, a large viewing angle (178 H / 178 V) and a mirror function. Choose between 19 or 24 inches and end an active day in nature with your favorite movie.



Become
a partner?



WRITE TO US:
rent@ahorn-camp.de



#AHORNRENT ahorn-rent.de

'It was a perfect vacation week. We were flexible and independent, but at the same time we didn't have to do it without comfort. Thanks to lots of storage space, always having everything with you and not having to pay attention to suitcase weights - that was really nice for us. Even our little ones felt very comfortable and safe! We are already planning our next trip with the mobile home, maybe we will go out of Germany sometime. But who knows, after all we are spontaneous. And with Ahorn Rent you can be too. A great experience!'

Melanie & Flo



ahornrent

Motorhome Rental

The Ahorn Rent rental network is represented throughout Germany with over 60 stations. With the reliable Ahorn Camp vehicles based on Renault chassis and the uncomplicated online booking system, Ahorn Rent offers both newcomers to camping and experienced mobile home owners excellent value for money.





#AHORNCAMP

ahorn-camp.de/blog

'After a lot of research, we came across the motorhome manufacturer Ahorn Camp. There we found a motorhome that we really like in terms of looks and at the same time it meets all our requirements. Not only do we feel comfortable, we really feel at home. For us, the mobile home is the ideal home on four wheels, which can support us with its storage space even during an active and sporty holiday. For us it is clear that we no longer want to do our vacation without the independent attitude to life. We look forward to all coming adventures.'

David & Ronja



ahorncamp



You can find experience reports and lots of tips for your trip on our blog!

- Camper insider tips 2022
- Sustainable camping
- Camping with dogs
- The ideal parking space finder
- Fast and delicious camper meals
- Winterize your camper
- Motorhome checklist
- ... and many more!

Models 2023

TECHNICAL DATA





BASIS-FAHRZEUG • MECHANICAL UNIT	ACT 590	ACA 595	ACT 640	ACT 660	ACT 690	ACA 690
Motorisierung • Engine	Renault Master	Renault Master	Renault Master	Renault Master	Renault Master	Renault Master
Dieseltank • Diesel tank	80 l.	80 l.	80 l.	80 l.	80 l.	80 l.
AdBlue Tank • AdBlue tank	20 l.	20 l.	20 l.	20 l.	20 l.	20 l.
Radstand (mm) • Wheelbase	3682	3682	4332	4332	4332	4332
Hubraum • Displacement (Cc)	2300	2300	2300	2300	2300	2300
KW - PS • Power (kW-HP)	107 - 145 *	107 - 145 *	107 - 145 *	107 - 145 *	107 - 145 *	107 - 145 *
Getriebe • Transmission	6 + R	6 + R	6 + R	6 + R	6 + R	6 + R
Frontantrieb • Front-Wheeldrive	yes	yes	yes	yes	yes	yes
Heckantrieb • Rear-Wheeldrive	no	no	no	no	no	no
Fahrerhausfarbe • Cabin color	white	white	white	white	white	white
Radio MP3 USB Bluetooth	optional	optional	optional	optional	optional	optional
Tempomat • Cruise control	optional	optional	optional	optional	optional	optional
Doppellairbag • Double airbags	optional	optional	optional	optional	optional	optional
Elektrische Fensterheber • Electric windows	optional	optional	optional	optional	optional	optional
Zentralverriegelung mit Fernbedienung • Central locking system with remote control	yes	yes	yes	yes	yes	yes
MAßE UND GEWICHTE • DIMENSIONS AND WEIGHTS						
Gesamtlänge (mm) • Outside length	5996	5997	6480	6607	6988	6988
Gesamtbreite - Innenbreite (mm) • Outside width - inside width	2340 - 2200	2340 - 2200	2340 - 2200	2340 - 2200	2340 - 2200	2340 - 2200
Gesamthöhe - Innenhöhe (mm) • Outside height - inside height	2960 - 1995	3060 - 1995	2960 - 1995	2960 - 1995	2960 - 1995	3060 - 1995
Stärke: Boden - Seitenwände - Dach (mm) • Thickness of floor - walls - roof	41 - 30 - 30	41 - 30 - 30	41 - 30 - 30	41 - 30 - 30	41 - 30 - 30	41 - 30 - 30
Sitzplätze insgesamt • Certified seats	4	4	4	6	4	4
Gewicht in fahrbereitem Zustand (kg) ** • Weight	2868	2899	2984	2930	3078	3055
Zulässiges Gesamtgewicht (kg) • Permissible overall weight	3500 (4000)	3500 (4000)	3500 (4000)	3500 (4000)	3500 (4000)	3500 (4000)
BETTEN • BEDS						
Schlafplätze • Berths	3 (4)	5	2 (4)	4 (6)	3 (4)	5
Doppelbett - Alkoven (mm) • Alcove double bed	no	1450 x 2200	no	no	no	1450 x 2200
Dinettenbett (mm) • Dinette bed	1050 x 2200	1035 x 1900	1400 x 2200	1240 x 1880	1050 x 2200	1050 x 2200
Hubbett - vorne (mm) • Front folddown bed	opt: 980 x 2000	no	1330 x 2000	opt: 1380 x 2000	opt: 980 x 2000	no
Hubbett - hinten (mm) • Rear folddown bed	no	no	no	no	no	no
Einzelbett - hinten (mm) • Rear single bed	no	no	no	no	nr.1: 750 x 1900 nr.2: 750 x 1900	nr.1: 750 x 1900 nr.2: 750 x 1900
Doppelbett - hinten (mm) • Rear double bed	1315 x 2285	1255 x 2200	no	1385 x 2050	Mit Erweiterung: 1480 x 2200	Mit Erweiterung: 1480 x 2200
Stockbett (mm) • Bunk bed	no	no	no	no	no	no
WASSERTANK • TANKS						
Frischwassertank • Freshwater tank	20 + 65 l.	20 + 65 l.	20 + 60 l.	20 + 65 l.	20 + 65 l.	20 + 65 l.
Abwassertank • Waste water tank	120 l.	120 l.	120 l.	120 l.	120 l.	120 l.
WC Tank • WC tank	17 l.	17 l.	17 l.	17 l.	17 l.	17 l.
Abwassertank beheizbar • Waste water tank heatable	optional	optional	optional	optional	optional	optional
AUSSTATTUNG • EQUIPMENT						
Heizung • Heater	Truma Combi C4	Truma Combi C4	Truma Combi C4	Truma Combi C4	Truma Combi C4	Truma Combi C4
Boiler • Boiler	Truma Combi C4	Truma Combi C4	Truma Combi C4	Truma Combi C4	Truma Combi C4	Truma Combi C4
Gasflaschenbehälter • Gas bottle locker	2 x 11:13 kg	2 x 11:13 kg	2 x 11:13 kg	2 x 11:13 kg	2 x 11:13 kg	2 x 11:13 kg
Kühlschrank • Fridge	89 l.	89 l.	89 l. opt: 141 l.	89 l.	89 l.	89 l.
Dunstabzugshaube • Extractor hood	no	no	no	no	no	no
Anzahl Kochstellen • No. burners	3	3	3	3	3	3
Gasbackofen • Oven	no	no	no	no	no	no
Eingangstür & Fenster mit Fliegengitter • Fly net in doors & windows	yes	yes	yes	yes	yes	yes
Dachreling mit Leiter • Roof rack with ladder	optional	optional	optional	optional	optional	optional
Batterie für Wohnbereich • Battery for living area	optional	optional	optional	optional	optional	optional
Sitzbezüge Fahrerkabine • Cabin seat covers	optional	optional	optional	optional	optional	optional
Heckstützen • Tail support	optional	optional	optional	optional	optional	optional
Garagentür Maße H (mm) x B (mm) • Garage door	350 x 900	1000 x 650	1050 x 500	350 x 1050	850 x 750	850 x 750
Drehbare Sitze Fahrerkabine • Cabin rotating seats	yes	yes	yes	no	yes	yes
Außenlicht • Outdoor light	optional	optional	optional	optional	optional	optional
Lattenrost • Slatted frame	yes	yes	yes	yes	yes	yes
Duschtür • Shower door	no	no	yes	yes	yes	yes

* Optional 121 KW - 165 HP engine available.

** Weights of the vehicles are unladen weights with basic equipment including driver (75 kg), 1/2 diesel fuel tank, 20 litre fresh water and a gas bottle.

The technical data and characteristics of the vehicles illustrated are only indicative. The manufacturers and the dealers are therefore not responsible for changes which might be carried out during the season for any reason. The photographic examples shown may deviate from the actual design.



CANADA AD	CANADA AS	CANADA AE	CANADA TQ	CANADA TE	CANADA TF	CANADA TU
Renault Master	Renault Master	Renault Master	Renault Master	Renault Master	Renault Master	Renault Master
80 l.	80 l.	80 l.	80 l.	80 l.	80 l.	80 l.
20 l.	20 l.	20 l.	20 l.	20 l.	20 l.	20 l.
4332	4332	4332	4332	4332	4332	4332
2300	2300	2300	2300	2300	2300	2300
107 - 145 *	107 - 145 *	107 - 145 *	107 - 145 *	107 - 145 *	107 - 145 *	107 - 145 *
6 + R	6 + R	6 + R	6 + R	6 + R	6 + R	6 + R
yes	yes	yes	yes	yes	yes	yes
no	no	no	no	no	no	no
white	white	white	white	white	white	white
optional	optional	optional	optional	optional	optional	optional
optional	optional	optional	optional	optional	optional	optional
optional	optional	optional	optional	optional	optional	optional
optional	optional	optional	optional	optional	optional	optional
yes	yes	yes	yes	yes	yes	yes

7317	7477	7477	7477	7477	7477	6969
2340 - 2200	2340 - 2200	2340 - 2200	2340 - 2200	2340 - 2200	2340 - 2200	2340 - 2200
3060 - 1995	3060 - 1995	3060 - 1995	2960 - 1995	2960 - 1995	2960 - 1995	2960 - 1995
41 - 30 - 30	41 - 30 - 30	41 - 30 - 30	41 - 30 - 30	41 - 30 - 30	41 - 30 - 30	41 - 30 - 30
6	6	5	5	5	4	4
2974	2972	3058	3050	3059	3103	3002
3500 (4000)	3500 (4000)	3500 (4000)	3500 (4000)	3500 (4000)	3500 (4000)	3500 (4000)

6	7	5	3 (5)	3 (5)	2 (4)	2 (4)
1450 x 2200	1450 x 2200	1450 x 2200	no	no	no	no
1250 x 1880	nr.1: 625 x 1745 nr.2: 1250 x 1880	1058 x 2200	1058 x 2200	1058 X 2200	no	no
no	no	no	opt: 1215 x 2000	opt: 1215 x 2000	opt: 1215 x 2000	opt: 1215 x 2000
no	no	no	no	no	no	1215 x 2000
no	no	nr.1: 800 x 2005 nr.2: 800 x 2050 Mit Erweiterung: 1900 x 2200	no	nr.1: 800 x 2005 nr.2: 800 x 2050 Mit Erweiterung: 1900 x 2200	nr.1: 800 x 1935 nr.2: 800 x 1980 Mit Erweiterung: 1900 x 2200	no
1250 x 2200 opt. höhenverstellbar	no	no	1400 x 1910	no	no	no
no	982 x 2200	no	no	no	no	no

20 + 65 l.	20 + 65 l.	20 + 65 l.	20 + 65 l.	20 + 65 l.	20 + 60 l.	20 + 65 l.
120 l.	120 l.	120 l.	120 l.	120 l.	120 l.	120 l.
17 l.	17 l.	17 l.	17 l.	17 l.	17 l.	17 l.
optional	optional	optional	optional	optional	optional	optional

Truma Combi C4	Truma Combi C4	Truma Combi C4	Truma Combi C4	Truma Combi C4	Truma Combi C4	Truma Combi C4
Truma Combi C4	Truma Combi C4	Truma Combi C4	Truma Combi C4	Truma Combi C4	Truma Combi C4	Truma Combi C4
2 x 11:13 kg	2 x 11:13 kg	2 x 11:13 kg	2 x 11:13 kg	2 x 11:13 kg	2 x 11:13 kg	2 x 11:13 kg
89 l. opt: 141 l.	89 l. opt: 141 l.	89 l. opt: 141 l.	89 l. opt: 141 l.	89 l. opt: 141 l.	89 l. opt: 141 l.	89 l. opt: 141 l.
no	no	no	no	no	no	no
3	3	3	3	3	3	3
no	no	no	no	no	no	no
yes	yes	yes	yes	yes	yes	yes
optional	optional	optional	optional	optional	optional	optional
optional	optional	optional	optional	optional	optional	optional
optional	optional	optional	optional	optional	optional	optional
optional	optional	optional	optional	optional	optional	optional
1050 x 850	1150 x 800	900 x 700	600 x 700	900 x 700	900 x 700	470 x 650
no	no	yes	yes	yes	yes	yes
optional	optional	optional	optional	optional	optional	optional
yes	yes	yes	yes	yes	yes	yes
yes	yes	yes	yes	yes	yes	yes

ALASKA TD	ALASKA TE	ALASKA TQ
Renault Master	Renault Master	Renault Master
80 l.	80 l.	80 l.
20 l.	20 l.	20 l.
4006	4006	4006
2300	2300	2300
107 - 145 *	107 - 145 *	107 - 145 *
6 + R	6 + R	6 + R
yes	yes	yes
no	no	no
white	white	white
optional	optional	optional
optional	optional	optional
optional	optional	optional
optional	optional	optional
yes	yes	yes

7477	7477	7477
2340 - 2200	2340 - 2200	2340 - 2200
2970 - 1995	2970 - 1995	2970 - 1995
46 - 30 - 30	46 - 30 - 30	46 - 30 - 30
4	4	4
3142	3134	3130
3500 (4000)	3500 (4000)	3500 (4000)

2 (4)	2 (4)	2 (4)
no	no	no
no	no	no
opt: 1220 x 2000	opt: 1220 x 2000	opt: 1220 x 2000
no	nr.1: 800 x 2025 nr.2: 800 x 2060 Mit Erweiterung: 1900 x 2200	no
1425 x 2090 opt. höhenverstellbar	no	1400 x 1900
no	no	no

20 + 65 l.	20 + 65 l.	20 + 65 l.
100 l.	100 l.	100 l.
17 l.	17 l.	17 l.
optional	optional	optional

Webasto AirTop Evo 4000	Webasto AirTop Evo 4000	Webasto AirTop Evo 4000
Boiler 8 l.	Boiler 8 l.	Boiler 8 l.
2 x 11:13 kg	2 x 11:13 kg	2 x 11:13 kg
89 l. opt: 141 l.	89 l. opt: 141 l.	89 l. opt: 141 l.
yes	yes	yes
3	3	3
optional	optional	optional
yes	yes	yes
optional	optional	optional
optional	optional	optional
optional	optional	optional
optional	optional	optional
1110 x 700	1050 x 700	750 x 700
yes	yes	yes
optional	optional	optional
yes	yes	yes
yes	yes	yes

This brochure contains the standard version at the time of going to press. Despite checking the contents, printing errors cannot be entirely excluded. We reserve the right in the course of the model year to change equipment or make product improvements.

Your Partner:



◆ Renault-Partner
● Trading-Partner



Ahorn Camp GmbH | Franz-Kirrmeier-Straße 8 | 67346 Speyer | Tel.: 06232 100280 | info@ahorn-camp.de
Ahorn Camp GmbH | Kölner Straße 342 | 45481 Mülheim an der Ruhr | Tel.: 0208 69405400 | nrw@ahorn-camp.de
Ahorn Wohnmobile Frankfurt GmbH | Justus-von-Liebig-Str. 24 | 63128 Dietzenbach | Tel.: 06074 816060 | info@ahorn-camp-frankfurt.de

